

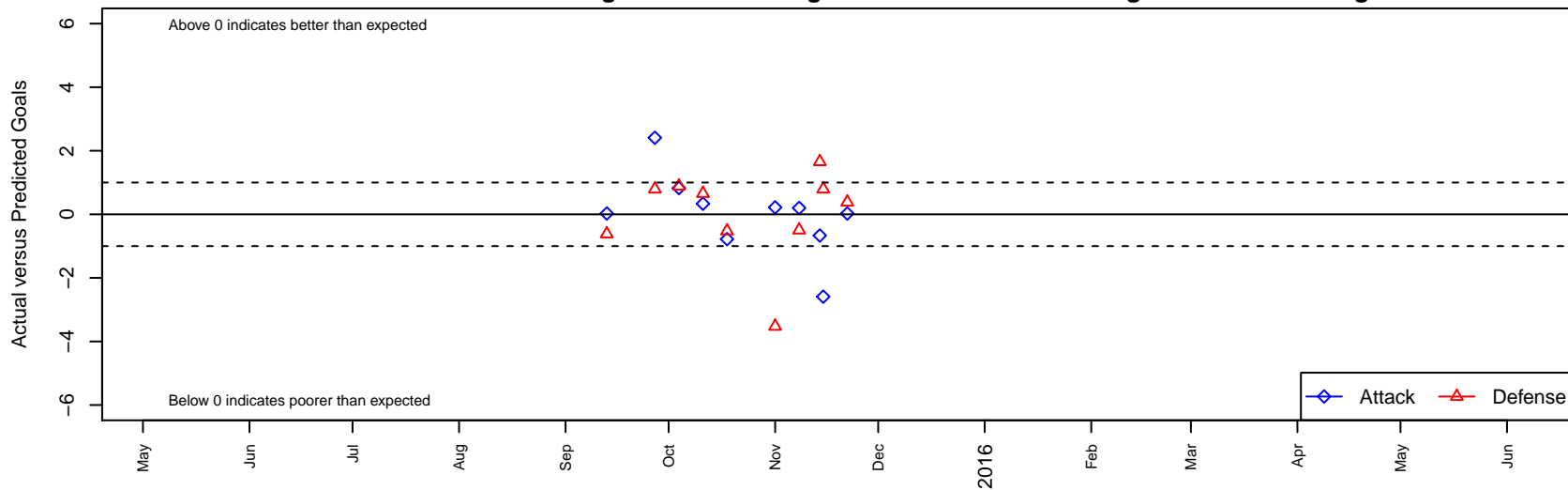
Highlands SC Team Crossfire B98

Highlands SC
 Renton, WA
 B98 total strength=1123
 attack=4.07 defense=2.31
 fall league = SSUL B96 Div 2

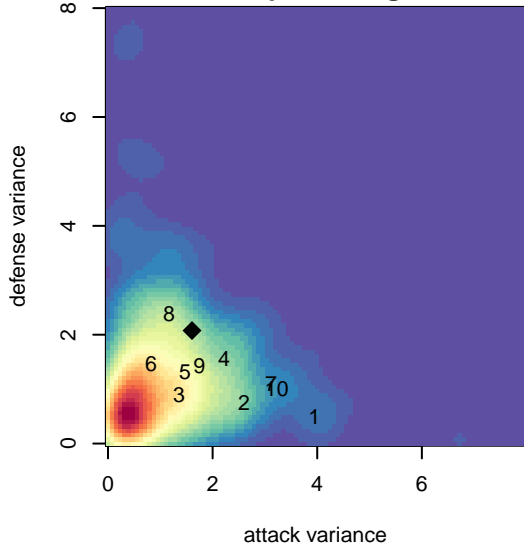
alt names used:

Venues played:
 2015 SSUL B96 Div 2

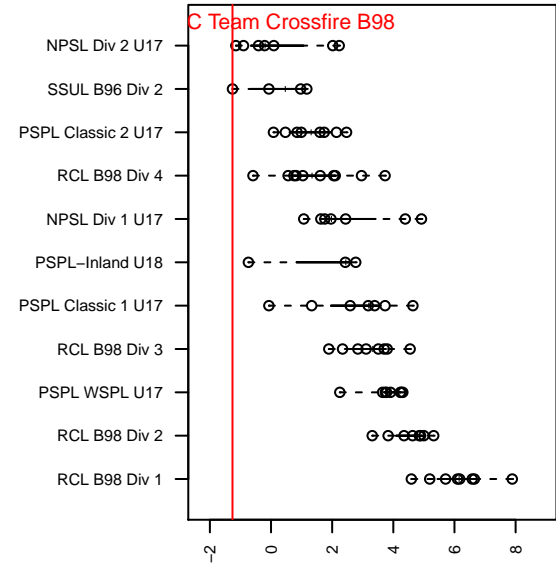
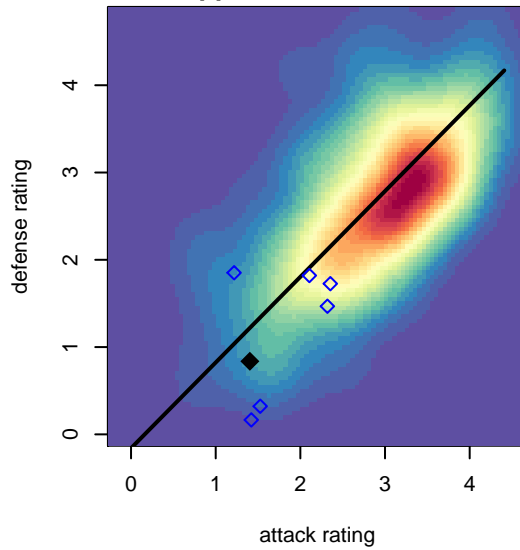
Highlands SC Team Crossfire B98
 Dots are actual minus expected GF (blue circles) and GA (red triangles).
 Blue line is smoothed change in attack strength. Red is smoothed change in defense strength.



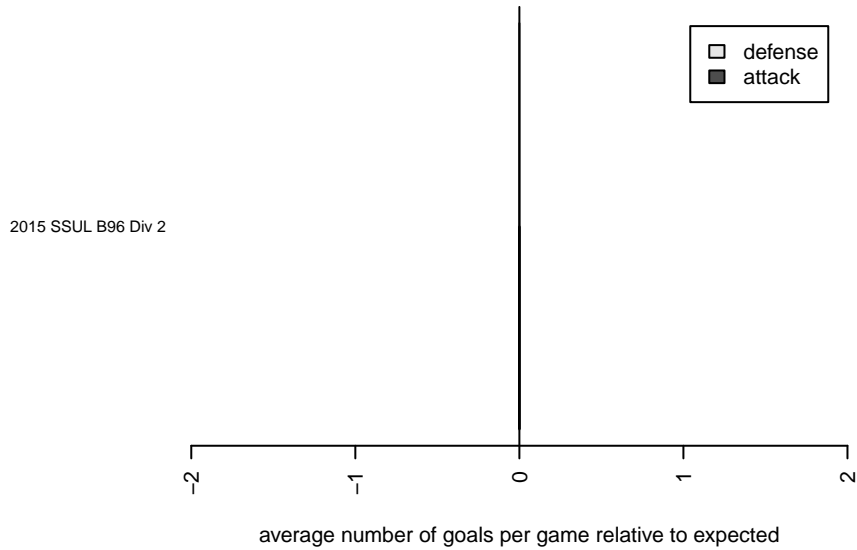
**attack and defense variance (black dot)
relative to other teams
and top 10 in region**



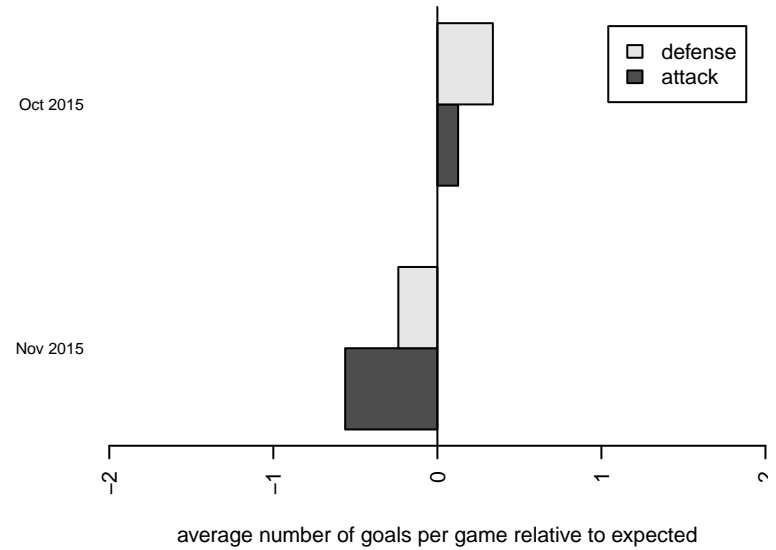
**attack and defense rating
relative to others at age
and all opponents in last 13 months**



Performance relative to 13 month average



Performance relative to 13 month average



date	home		away		venue	pred.home	pred.away
2015-11-22	Real Madrid Jr B98	4	Highlands SC Team Crossfire B98	1	2015 SSUL B96 Div 2	4.38	0.97
2015-11-15	Highlands SC Team Crossfire B98	1	Avanti United B97	1	2015 SSUL B96 Div 2	3.59	1.79
2015-11-14	Highlands SC Team Crossfire B98	0	Southlake Select Lightning B98	0	2015 SSUL B96 Div 2	0.67	1.65
2015-11-08	Highlands SC Team Crossfire B98	1	PSC Everton B96	5	2015 SSUL B96 Div 2	0.80	4.50
2015-11-01	Norpoint AC Milan B98	7	Highlands SC Team Crossfire B98	1	2015 SSUL B96 Div 2	3.47	0.78
2015-10-18	Highlands SC Team Crossfire B98	0	Norpoint AC Milan B98	4	2015 SSUL B96 Div 2	0.78	3.47
2015-10-11	Southlake Select Lightning B98	1	Highlands SC Team Crossfire B98	1	2015 SSUL B96 Div 2	1.65	0.67
2015-10-04	Highlands SC Team Crossfire B98	4	Byrd -Unk B96	1	2015 SSUL B96 Div 2	3.17	1.89
2015-09-27	Avanti United B97	1	Highlands SC Team Crossfire B98	6	2015 SSUL B96 Div 2	1.79	3.59
2015-09-13	Highlands SC Team Crossfire B98	1	Real Madrid Jr B98	5	2015 SSUL B96 Div 2	0.97	4.38